


AEA Carbon Footprint Methodology

AEA conference

August 2023

BRUSSELS • BOGOTA • WASHINGTON DC
PARIS • SANTIAGO • BEIJING



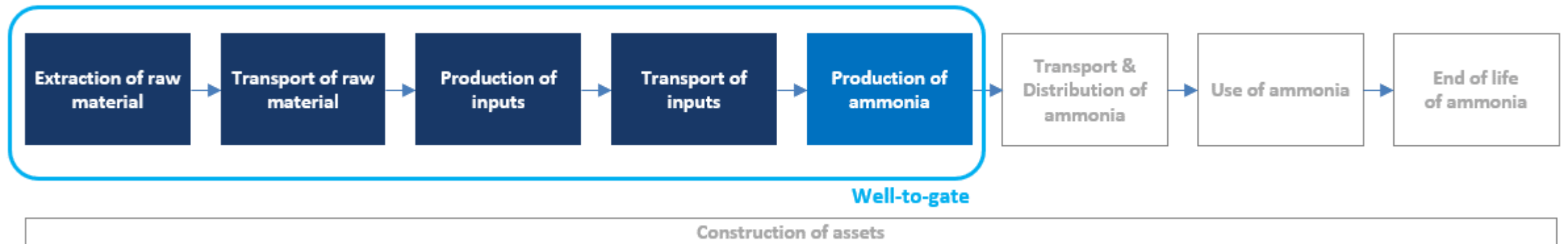
Scope of the AEA CFP methodology is well-to-gate

Emissions from the construction of assets and downstream emissions are excluded

Included emissions in the well-to-gate product system:

- Extraction of raw materials used for ammonia production
- All production stages needed to produce liquid ammonia at atmospheric pressure

Product system



Excluded emissions in the well-to-gate product system:

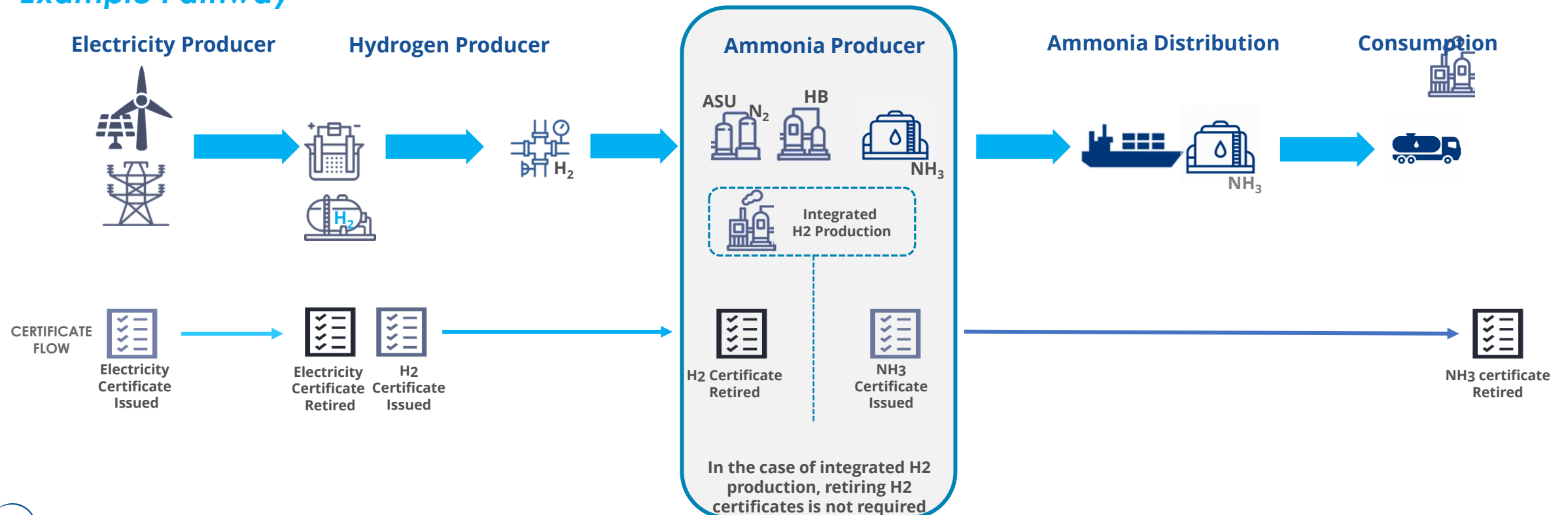
- Downstream GHG emissions from subsequent refrigeration, transportation, and use of ammonia
- GHG emissions from the construction of assets in the product system

Certification of inputs is required

AEA methodology is focused on the ammonia production and relevant inputs must be certified

Operators must **supply data and documentation** for **activities within their facility**, as well as for instances involving **external inputs** like **electricity, hydrogen, biomethane or Responsibly Sourced Gas**.

Example Pathway



The principle of core energy inputs

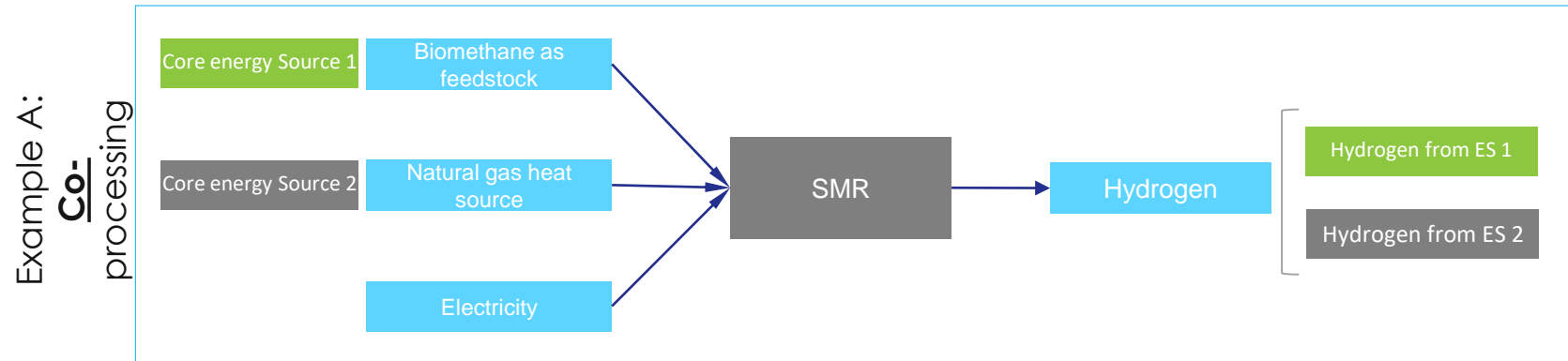
Ammonia CFP can be calculated based on the principle of core energy inputs

Core energy input:

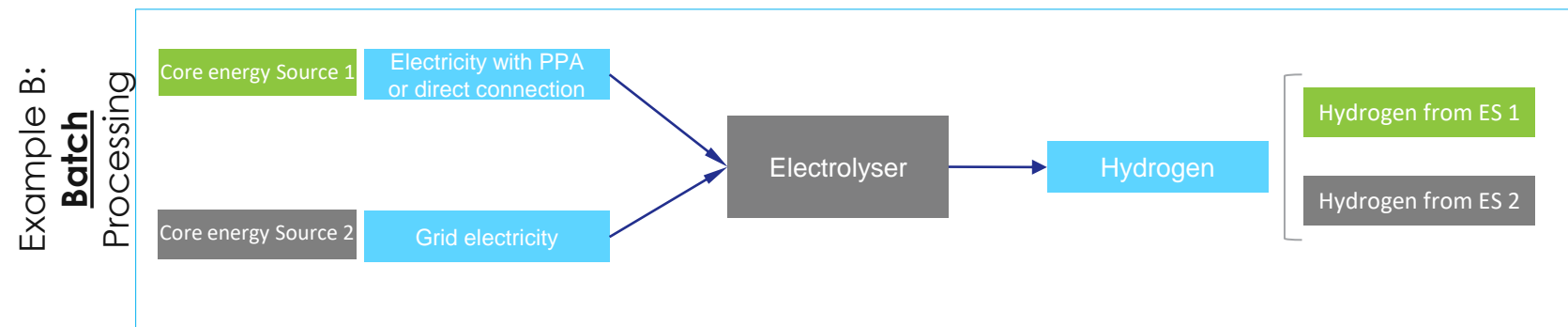
Energy input contributing to the energy content of the ammonia

Hydrogen /ammonia produced from different core energy sources:

The share of renewable hydrogen is equal to share of renewable core energy input in total core energy input.



- Product not 100% renewable because heat is required to create the energy content of the product and heat is produced from natural gas
- Only a share of hydrogen is considered renewable, proportionally to the share of renewable input



- Product not 100% renewable because electricity is not always sourced from fully renewable sources.
- The share of renewable hydrogen is proportional to the share of consumed electricity that is using a PPA

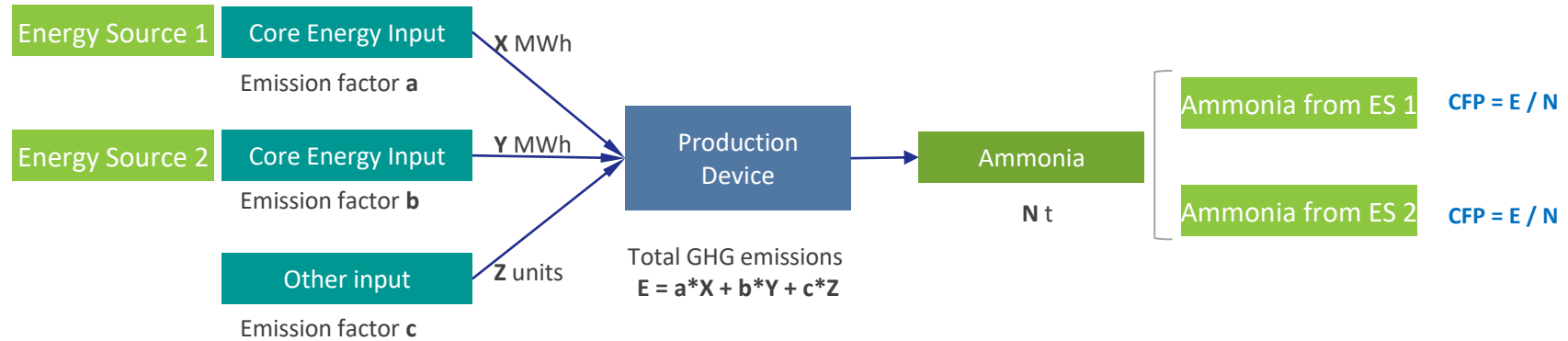
Ammonia CFP depends on the core energy input

CFP calculation method for co-processing can yield individual results for co-products or an average

© Hiniicio 2022

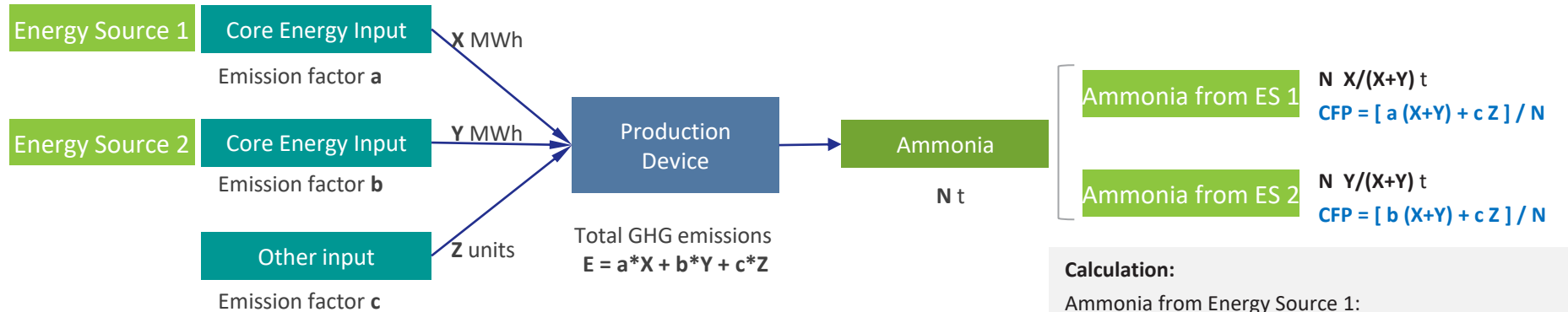
Option I

Average CFP for co-products



Option II

Individual CFP for co-products



Calculation:

Ammonia from Energy Source 1:

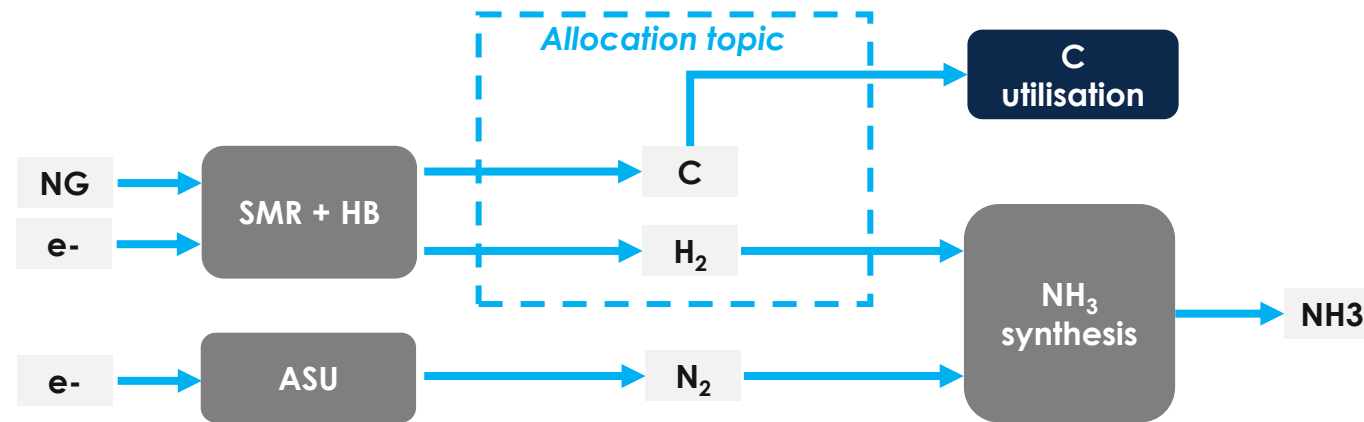
Amount : $N \frac{X}{(X+Y)}$

Emission assigned: $a X + \frac{X}{(X+Y)} c Z$

ci: $[a X + \frac{X}{(X+Y)} c Z] / [N \frac{X}{(X+Y)}]$

Allocating emissions to co-products of methane pyrolysis

Literature value assumptions for CFP calculation



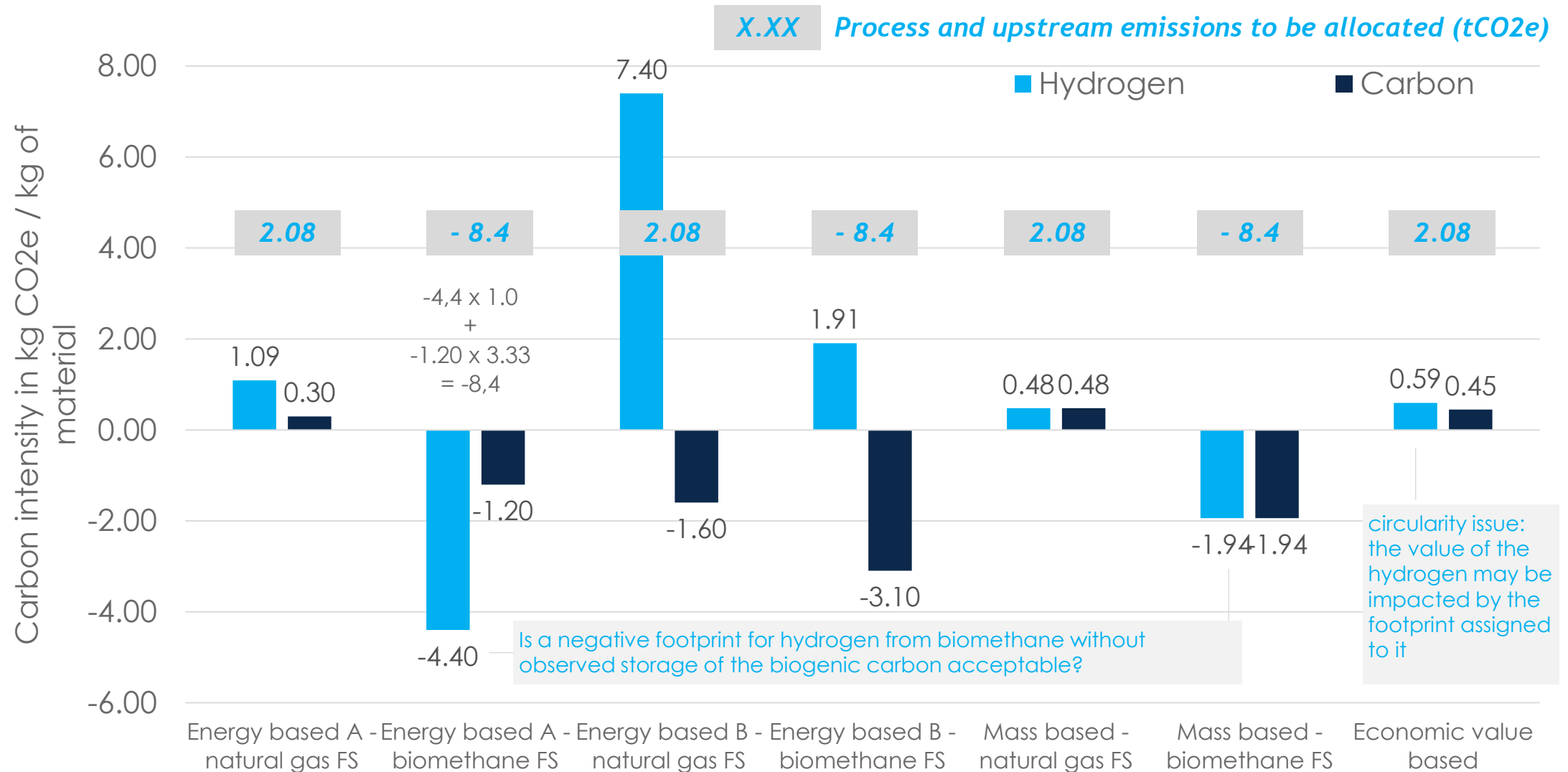
Inputs methane pyrolysis			
Type of input	Parameter	Value	Unit
Natural gas feedstock	Consumption	233	MJ/kg H ₂
	Upstr. emissions	9.7	g CO ₂ e/MJ
NG for bed reactor	Consumption	9.5	kWh/kg H ₂
	Emission factor	65.9	g CO ₂ e/MJ
Elec for plasma reactor	Consumption	27	kWh/kg H ₂
	Emission factor	0.0	g CO ₂ e/MJ

Outputs methane pyrolysis			
Type of output	Parameter	Value	Unit
Hydrogen	Mass	1.0	kg
	Energy content	120	MJ/kg
	Economic value	2.0	USD/kg
Carbon	Mass	3.3	kg
	Energy content	30.2	MJ/kg
	Economic value	1.5	USD/kg

Inputs & Outputs Ammonia synthesis			
Type of input	Parameter	Value	Unit
Hydrogen	Consumption	0.17	kg H ₂ /kg NH ₃
	Emission factor	0.0	g CO ₂ e/kg
Nitrogen	Consumption	0.83	kg N ₂ /kg NH ₃
	Emission factor	0.0	g CO ₂ e/kg
Type of output			
Ammonia	Quantity	1.0	kg

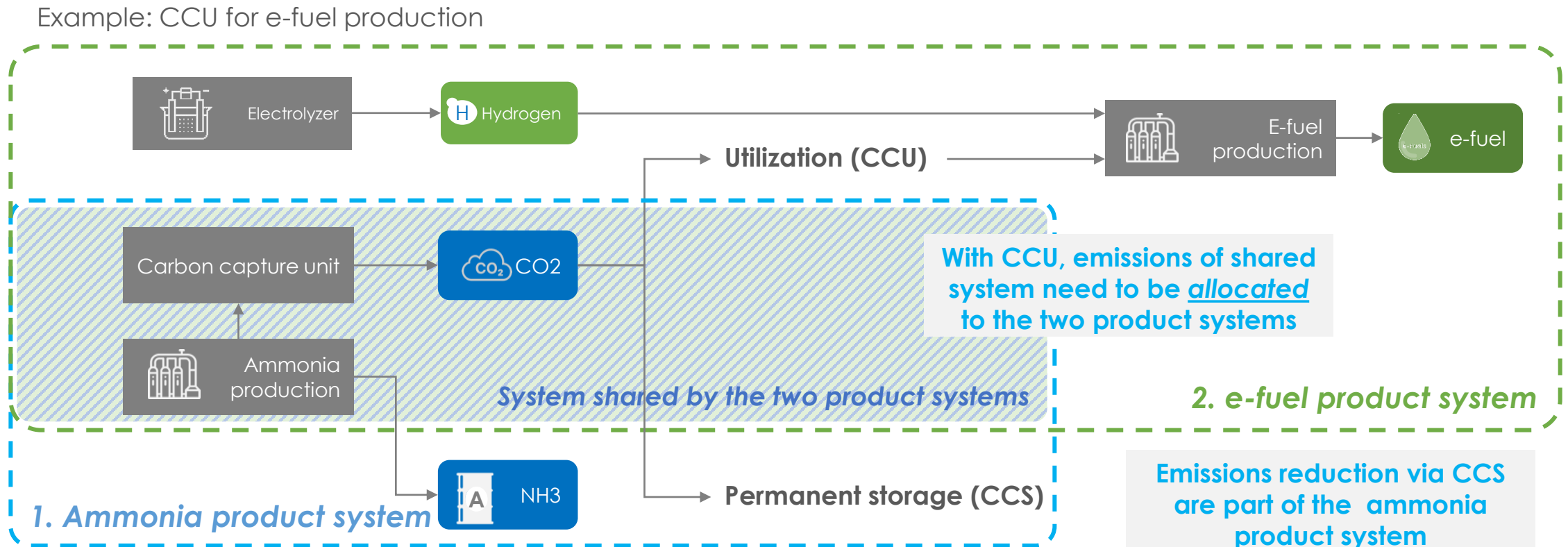
Impact of different allocation methods on CFP of hydrogen

Significantly varying results for different methods of allocation for methane pyrolysis



Assignment of emissions reduction for CCU and CCS

AEA methodology addresses complex allocation situations

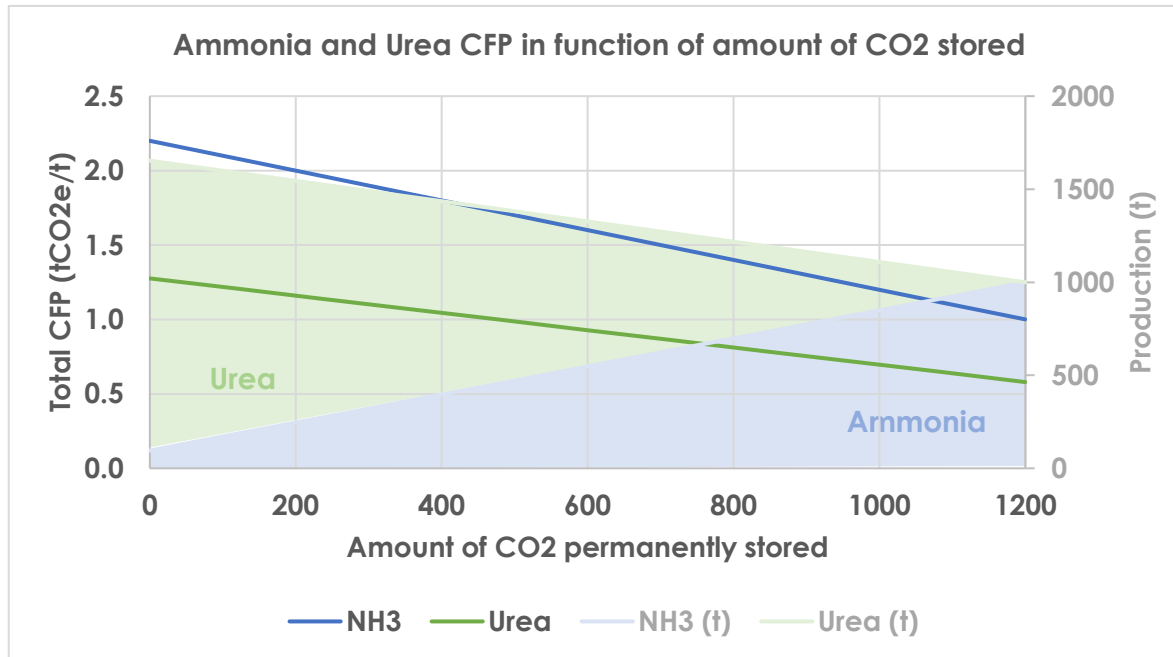


Accounting for CCS – Different approaches may be used

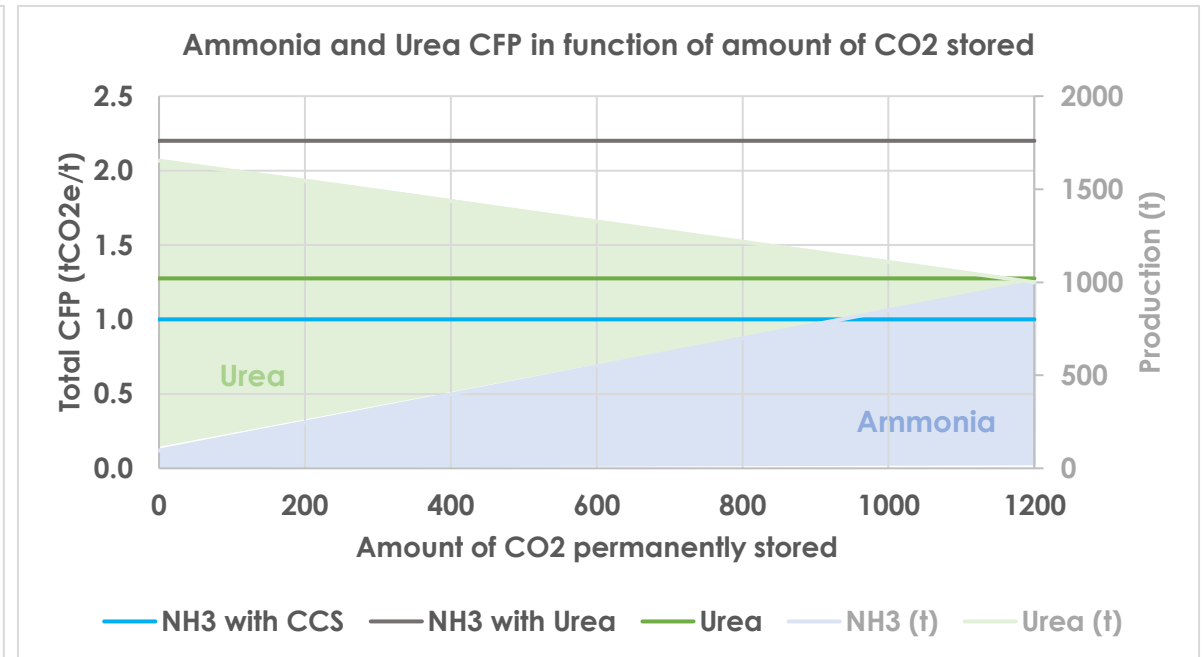
Plant division allows to assign the emissions reduction from CO₂ storage to the ammonia

Full capture of process CO₂ assumed

Straightforward LCA



Dynamic process splitting



Since both products are derived **from the same natural gas processing step**, It makes sense that the total CFP of *both* products decrease in proportion to the amount of avoided CO₂ emissions in that step thanks to CCS.

However, dynamic division is generally accepted, e.g. for quantifying impact on product CFP of an emissions reduction measure sized to address only a fraction of output